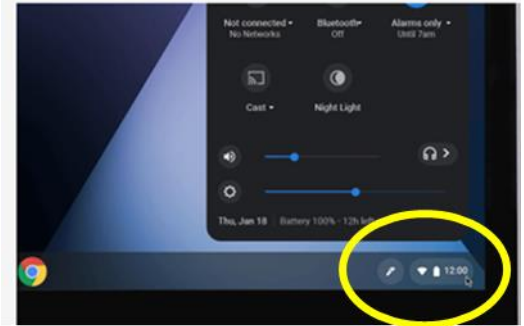


Power on device by locating power button either at top right of keyboard or on one side of device depending of model you have.

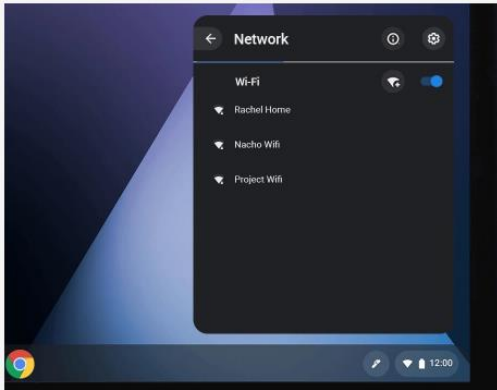
Log into device as a guest to get full access of device in home environment.

### Wi-Fi Setup Guide

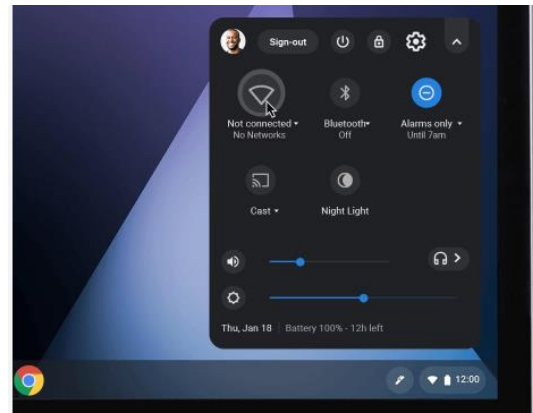
To connect to a Wi-Fi network, click in the bottom right where it displays the time and your avatar.



If you're already signed into a Wi-Fi network:  
You will see **Connected to [network-name]** (see image below)



If your **NOT** connected to a Wi-Fi network:  
It will say **No Network**



#### Either way:

1. Click on it to show you the list of Wi-Fi Networks that are available
2. If you're connecting to your own home network
  - a. Click on your "HOME" Wi-Fi network (home will be what you named your home network as)
  - b. Type in your password and you should be connected

At any time, you can switch to a different Wi-Fi network that's in range by doing the same steps

*If you still have issues or concerns, feel free to contact the*

**CMSD DOIT Help Desk as it is open to all families and students for technical support.  
If you need assistance, call 216-838-0440 M-F from 8:00-5:00 pm.**

# INTERNET SAFETY CHECKLIST

## FOR STUDENTS

### When online:

- Think before you post.
- Always use proper netiquette and be a good online citizen.
- Create a unique password and keep it private, sharing it only with my parents
  - I won't use my pet's name, birthday, nickname, etc.
  - I will vary my password from site to site and
  - Change my password from time to time
- Never give out personal details such as:
  - Name
  - Address or even what part of the country I live in
  - Home number
  - Age or birthday
  - School
  - Club names
- Communicate respectfully with others.
- Never upload your picture without checking with my parents.
- Seek permission before sharing pictures or information about other people online.
- Never fill out online forms or questionnaires.
- Never arrange a face-to-face meeting with a stranger.
- Only download from known or trusted websites.
- Tell a trusted adult if I see something that makes me feel uncomfortable.
- Never open emails from people I don't know.

## FOR PARENTS

To ensure your child(ren) are safe online:

- Educate myself about dangers my children may encounter, including online predators and cyberbullying.
- Discuss with your child about things on the web that make them feel uncomfortable.
- Monitor their internet use by sharing an email account, checking browser history, keeping the computer in a shared situation and maintaining access to your child's account.
- Research and recommend appropriate child-safe sites.
- Maintain an appropriate amount of parental control of software through user time limits and access to sites, games, chat and file sharing.
- Select child-safe mobile devices, included those which do not include a camera or web access and phones with a limit on the number of calls that can be made.
- Note: you can request that the internet provider disable web access, even if you cannot find a phone without a camera.